

Game

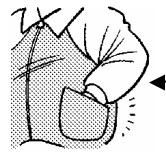






単語のしりとり

Date _____








Class _____ No. _____ Name _____

■ 左上のますから始めて、それぞれのますの中の絵を英語になおして、まん中まで行こう。
 (*印は動詞)

(1)

Xmas		
↓	↓	↑
	TOWN	
↓	↓	↑
		* 

(2)







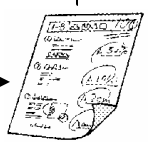
TV		
↓	↓	↑
	RAT	
↓	↓	↑
		

(1) Xmas _____

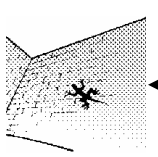


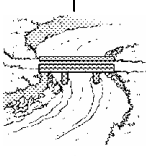



(2) TV _____

(3) ROCK _____

(3)

ROCK		
↓	↓	↑
	EASTER	
↓	↓	↑
		

(4)

END		* 
↓	↓	↑
* 	LADY	
↓	↓	↑
		

(4) END _____

LADY _____

Game

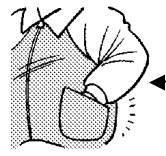






単語のしりとり

Date _____







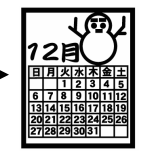
Class _____ No. _____ Name _____

■ 左上のますから始めて、それぞれのますの中の絵を英語になおして、まん中まで行こう。
 (*印は動詞)







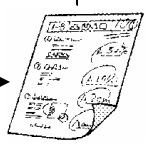
(1)

Xmas		
	TOWN	
		* 

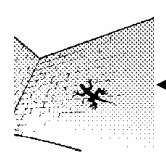


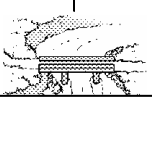


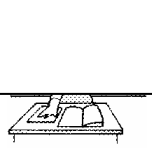
(2)

TV		
	RAT	
		

(3)

ROCK		
	EASTER	
		

(4)

END		* 
* 	LADY	
		

(1) Xmas	<u>STAMP</u>	<u>POND</u>	<u>DUCK</u>
	<u>KICK</u>	<u>KISS</u>	<u>SHIP</u>
	<u>POCKET</u>	TOWN	
(2) TV	<u>VOLLEYBALL</u>	<u>LIBRARY</u>	<u>YARD</u>
	<u>DECEMBER</u>	<u>RAINBOW</u>	<u>WINDOW</u>
	<u>WINTER</u>	RAT	
(3) ROCK	<u>KANGAROO</u>	<u>OCTOBER</u>	<u>RAT</u>
	<u>TEST</u>	<u>TENNIS</u>	<u>SPRING</u>
	<u>GRAPE</u>	EASTER	
(4) END	<u>DROP</u>	<u>PUMPKIN</u>	<u>NIGHT</u>
	<u>TEACHER</u>	<u>RIVER</u>	<u>ROW</u>
	<u>WALL</u>	LADY	



言語材料

- ・英単語

学習のねらい

- ・しりとりゲームで絵を見て単語を書かせることによって、単語力をつけさせる。

活動の内容

1. シートを配布する。
2. 絵を見せて、前の単語の語尾の文字で始まる単語を書かせ、口頭で発表させる。
(辞書は見てもよいものとする)
3. 最初と最後の単語は日本語の意味を言わせる。

時間・形態

- ・時間：15分
- ・形態：個人

プラス

- ・ペアまたはグループを作って、順に口頭でやらせてもよい。

出典：内田洋行「教科別テンプレート集 中学校英語」より