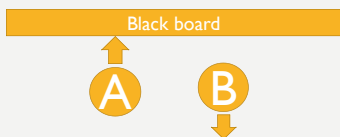
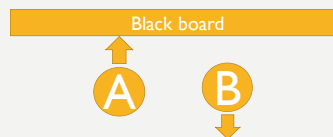


Make pairs for oral activities



- **A** person can look at the black-board.
- Please remember one word and explain it in English to **B** person.

Make pairs for oral activities



- Do your best, **B** person!!
- Please try to find out! **within 1 minute**
- If you finish doing this, switch the role.

Lesson's goal

- (1) To be able to express opinions in English
- (2) To be able to summarize the story and share ideas in English

Today's agenda

- 【Warm-up】 Picture description
- ① Make My question
 - ② Dicto-gloss → Story mapping
 - ③ Summary (次回の授業も使って)
 - ④ Make your opinions
Self evaluation

ROCK-PAPER-SCISSORS

- 勝った人 : describe pictures
answer questions
- 負けた人 : ask questions

GET READY!



1 Make my question

**Read passage briefly
(Scanning and Dicto-gloss)**

☐ →

Make questions

2 Story mapping

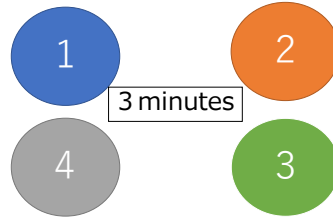
○ Dicto-gloss(3☐)

⇒ ○ Story mapping

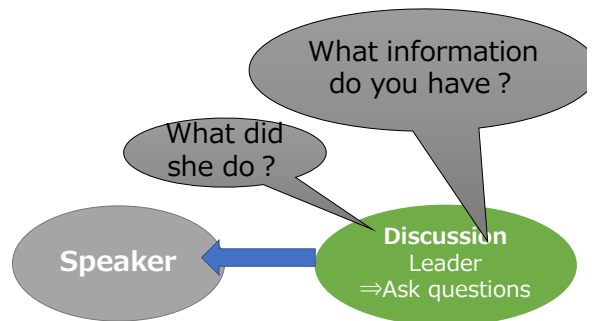
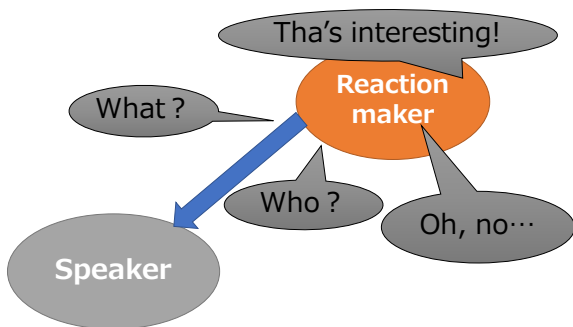
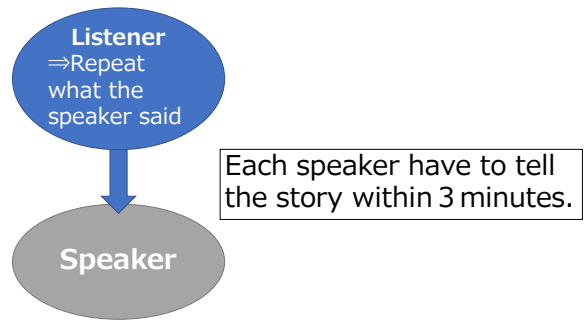
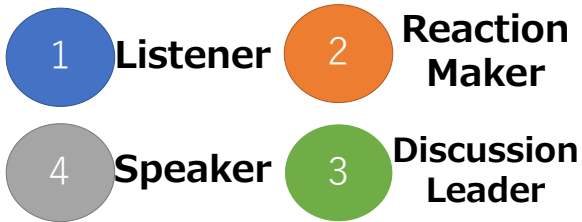
https://digi-keirin.com/hs22/econe/econe3/econe3a_03801_x.php

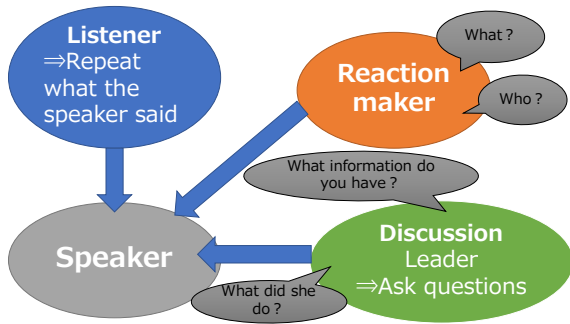
https://digi-keirin.com/hs22/econe/econe3/econe3a_03802_x.php

Four Roles Activity



Four Roles Activity





2 Story mapping

○ Share ideas with your partners

FINISH!

STOP TALKING.

2 Story mapping

○ Dicto-gloss(3回)
⇒ ○ Story mapping

https://digi-keirin.com/hs22/econe/econe3/econe3a_03803_x.php

https://digi-keirin.com/hs22/econe/econe3/econe3a_03804_x.php

2 Story mapping

○ Share ideas with your partners

FINISH!

**STOP
TALKING.**

3 Summary

○ **Share ideas
with your partners**

Four Roles Activity



Four Roles Activity



FINISH!

**STOP
TALKING.**

3-II Group Summary

○ **Share ideas
with your partners
Make Group Summary**



Four Roles Activity



Four Roles Activity

